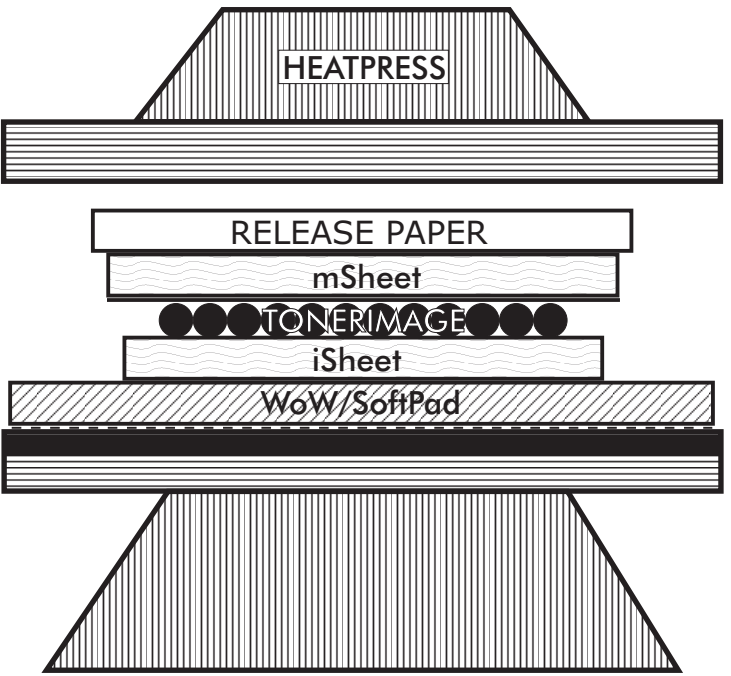


WoW7.7 1.Step




Important: Use WoWPad with smooth side up!
If you start from cold warm up for about 20 to 30 seconds!

Note: Place iSheet face down centered on the mSheet and make sure the iSheet edge does not touch the edge of the mSheet because it would pick up some of the mSheet coating and transfer to the garment! Before pressing turn the stack upside down.





Note: Strip apart right on the heat press in one slow steady motion in an almost horizontal angle!

PRINT



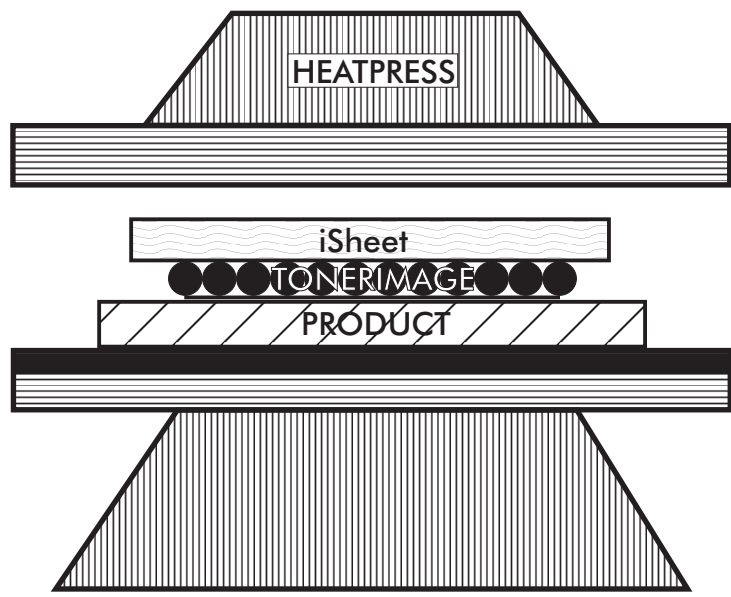
PRESS



STRIP



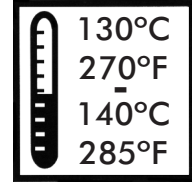


WoW7.7 2.Step



Important: After removing the iSheet paper liner cover the image with NRP and press again for about 10 seconds for the final seal.

PRESS



STRIP

